

厚膜網絡電容器

Thick Film Network Capacitor

■ 特點 Features

- 按工業標準尺寸生產，小型化，組裝密度高
Industry standard size, miniature, high density assembly
- 可靠性高，使用壽命長，防潮性、抗腐蝕性好
High reliability, long life excellent moistureproof and cauterization
- 設計靈活，可根據用戶要求生產
Free design, producing according to the consumer require



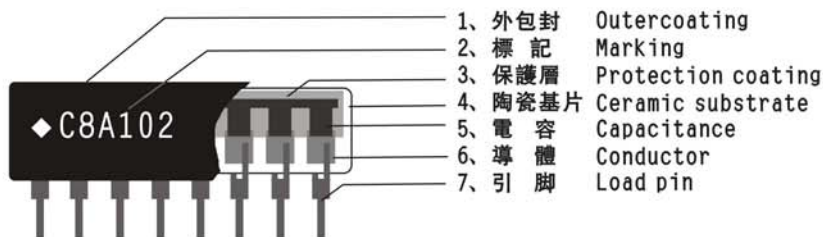
■ 應用領域 Applications

應用于空調機、傳真機及通訊類產品。
Application to air conditioner, fax, and communication products.

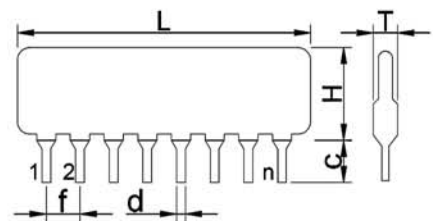
■ 品名構成 Type Designation

C		A	08	B	103	M	Y	500	G		
電容網絡外形 Shape		電路結構 代碼 Type Code	引腳數 Pins	介質類型 Medium type	標稱容量 Capacitance	電容量誤差精度代號 Capacitance Tolerance Code		腳距代號 Code of pin distance	額定電壓 Rating Voltage	環保代號 Code of Lead-Free	
代號 Code	參數 Parameter	A	04~14	B X7R	三位數(E-24系列): 前兩位表示有效數字, 第三位表示有效數字后零的個數。Three-digit (E-24 series): the first two significant figures, said, the third represents a valid number of zeros. 例如 Examp Le: 103=1000pF	代號 Code	誤差精度 Tolerance	E 2.54 mm	160	16 × 10 ⁰ V	G 整體 無鉛 Lead- Free All Body
C	Hmax =5.5mm	B		CG COG		K	±10%		Y 1.778 mm	250	
CN	Hmax =8.5mm	C		E Z5U		M	±20%	500		50 × 10 ⁰ V	
		D		F Y5V		S	+50% -20%				

■ 結構 Construction



- 1、外包封 Outercoating
- 2、標記 Marking
- 3、保護層 Protection coating
- 4、陶瓷基片 Ceramic substrate
- 5、電容 Capacitance
- 6、導體 Conductor
- 7、引腳 Load pin

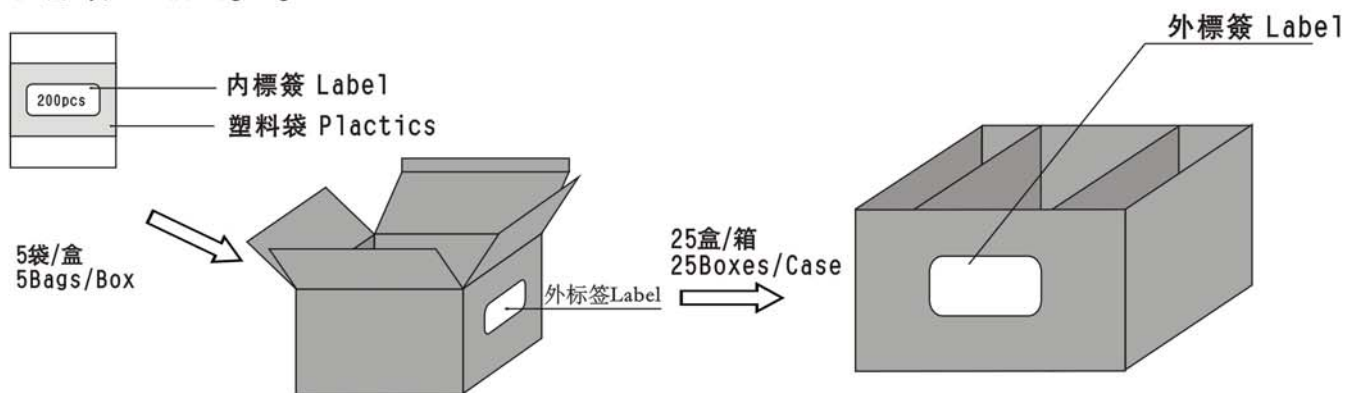


■ 規格尺寸 Dimensions

電路型號 Circuit	原理示意圖 Principle Drawing	尺寸 脚數	L (Max) mm		H (Max) mm		T (Max) Mm	c	d	f (mm)	
			2.54脚距	1.778脚距	C型	CN型				E型	Y型
A		4 Pins	10.2	8.18	5.08	8.5	3.5	3.0~ 4.0mm	0.5mm	2.54	1.778
		5 Pins	12.7	10.21							
		6 Pins	15.3	12.75							
B		7 Pins	17.8	13.25							
		8 Pins	20.4	15.28							
		9 Pins	22.9	17.83							
C		10 Pins	25.4	19.60							
		11 Pins	28.0	20.37							
		12 Pins	30.5	22.31							
D		13 Pins	33.1	24.05							
		14 Pins	35.6	25.81							

■ 包裝 Packaging

● 包裝 Packaging



● 包裝數量 Packaging quantity

塑料袋散包裝 Bag	袋 Bag	盒 Box	箱 Case
	200pcs	5Bags	25 Boxes Max.

厚膜網絡電容器

Thick Film Network Capacitor

■ 特性 Characteristics

項目 Items	COG (CG)、NPO (N)		X7R (B)		Y5V (F)、Z5U (E)	
容量 Capacitance	10pF ~ 4.7nF		100pF ~ 0.22μF		2200pF ~ 1.0μF	
容量誤差 Capacitance Tolerance	K=±10% M=±20%		K=±10% S= +80% M=±20% -20%		M=±20% S= +80% -20%	
額壓電壓 Rated Voltage	16V _{DC} , 25 V _{DC} , 50V _{DC}		16V _{DC} , 25 V _{DC} , 50V _{DC}		25V _{DC} 50V _{DC}	
損耗正切 Dissipation	C>50pF D.F<0.15%	D.F<15%(150/C+7) × 10 ⁻⁴	D.F<2.5% (50V) D.F<3.5% (16V, 25V)		D, F<5.0%	
	C<50pF					
絕緣電阻 Insulation Resistance	CR<10pF	RI>50000MΩ	C<25nF	RI>10000MΩ	C<25nF	RI>4000MΩ
	CR>10pF	RI × CR>500S	C>25nF	RI × CR>500S	C>25nF	RI × CR>500S
溫度快速變化 Rapid Change of Temperature	ΔC/C: <5%或0.5pF取最大者 <5%or0.5pF take greater one		ΔC/C: <20%		ΔC/C: <30%	
穩態濕熱 Damp Heat, Steady State	ΔC/C	<5%或0.5pF取最大者 <5%or0.5pF take greater one	ΔC/C	<20%	ΔC/C	<30%
	D.F	按損耗正切要求 As dissipation factor specification	D.F	按損耗正切要求 As dissipation factor specification	D.F	按損耗正切要求 As dissipation factor specification
	I.R	按絕緣電阻要求 As insulation resistance definition	I.R	按絕緣電阻要求 As insulation resistance definition	I.R	按絕緣電阻要求 As insulation resistance definition
溫度特性 T.C Characteristics	ΔC/C: <5%或0.5pF取最大者 <5%or0.5pF take greater one		ΔC/C: ±20% 按絕緣電阻要求		介質 Dielectric	ΔC/C
					Y5V (F)	+22~-82%
					Z5U (E)	+22~-56%
耐久性 Endurance	ΔC/C	<5%或0.5pF取最大者 <5%or0.5pF take greater one	ΔC/C	<20%	ΔC/C	<30%
	D.F	按損耗正切要求 As dissipation factor specification	D.F	按損耗正切要求 As dissipation factor specification	D.F	按損耗正切要求 As dissipation factor specification
	I.R	按絕緣電阻要求 As insulation resistance definition	I.R	按絕緣電阻要求 As insulation resistance definition	I.R	按絕緣電阻要求 As insulation resistance definition
	外觀 Appearance	無可見損傷 No visible damage	外觀 Appearance	無可見損傷 No visible damage	外觀 Appearance	無可見損傷 No visible damage
包封絕緣阻抗 Coating insulation resistance	施加500VDC, 絕緣阻抗大于100MΩ. The insulation resistance greater than 100MΩ on applying 500V _{DC} voltage.					
耐電壓 Voltage Proof	施加額定值2.5倍電壓持續5秒, 無可見損傷或擊穿現象. Apply 2.5×rating voltage for 5 seconds, there shall be no evidence of damage or flash over during the test.					
包封絕緣耐電壓 Coating dielectric with standing voltage	施加500VDC, 保持1分鐘, 無弧光、無燃燒及本體被擊穿現象. there shall be no flash, no extinguishing and dielectric coating breakdown on applying 500V DC for one minute.					
可焊性 Solderability	在260±5℃的焊料槽內浸入時間2±0.5秒, 上錫面積>95%. the capacitors are completely immersed in the molten rosin for 2±0.5 with a temperature of 260±5 °C, wetting area >95%.					
耐溶劑 Component Solvent Resistance	浸入三氯乙烯溶劑內10±1小時, 外觀無可見損傷. immersing trichlorethylene for 10±1 hours, there shall be no evidence of damage.					